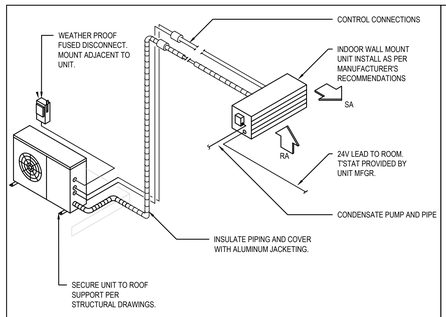

GENERAL NOTES

1. CONCEAL PIPING IN WALL OR FURRED OUT WALL SPACE.
2. PROVIDE LINE COVERS TO CONCEAL ANY EXPOSED PIPE WHERE PIPE CAN NOT BE CONCEALED ABOVE CEILING OR INSIDE WALL VERTICAL CHASE.
3. PROVIDE CONDENSATE PUMP.

DUCTLESS AIR CONDITIONER UNIT DETAIL — K

ANGLE IRON SCHEDULE

WIDTH	ANGLE SIZE
31" THRU 42"	1-1/2" x 1-1/2" x 1/8"
43" THRU 60"	1-1/2" x 1-1/2" x 1/8"
61" THRU 84"	2" x 2" x 1/4"
85" & OVER	2" x 2" x 1/4"

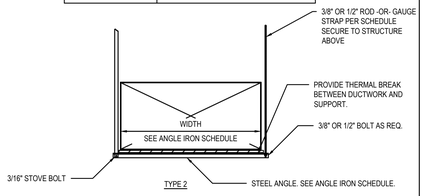

TYPE 2

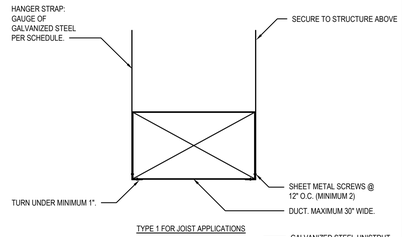

TYPE 1 FOR JOIST APPLICATIONS

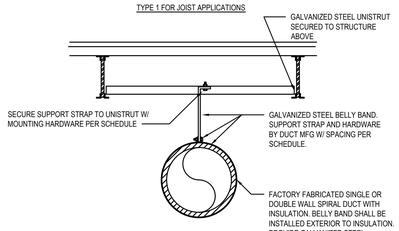

NOTE:
WHERE SCHEDULE CONFLICTS WITH MORE STRINGENT SMACNA DUCT CONSTRUCTION STANDARD, SMACNA SHALL BE USED.

TYPICAL DUCT SUPPORT DETAILS — H

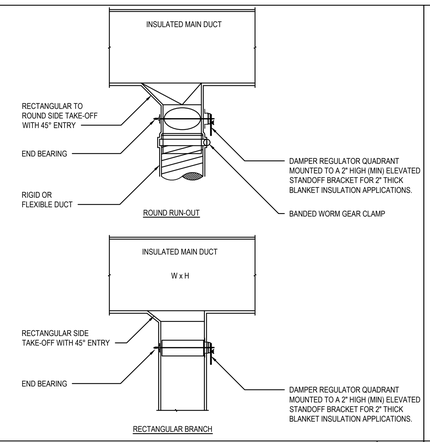

ROUND RUN-OUT

RECTANGULAR BRANCH

BRANCH TAKE-OFFS — E

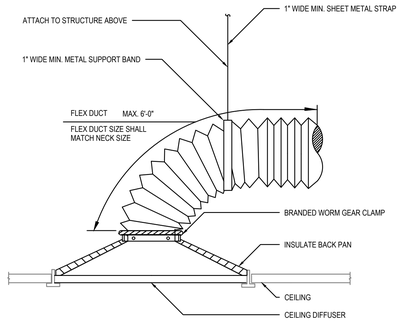

(SIDE OF DUCT CONNECTION)

TYPICAL SUPPLY DIFFUSER CONNECTION — B

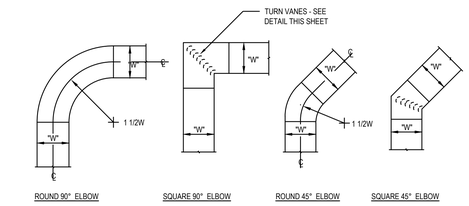

ROUND 90° ELBOW | SQUARE 90° ELBOW | ROUND 45° ELBOW | SQUARE 45° ELBOW

TYPICAL RECTANGULAR TRANSITION

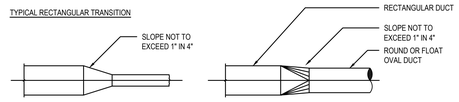

TYPICAL RECTANGULAR TO ROUND OR FLAT OVAL TRANSITION

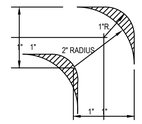

DETAIL OF TURN VANES

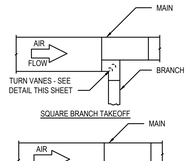

SQUARE BRANCH TAKEOFF

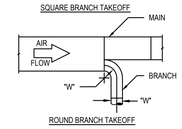

ROUND BRANCH TAKEOFF

DUCT FITTINGS DETAIL — A

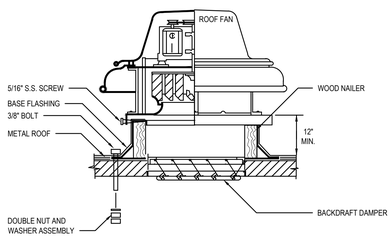

GENERAL NOTES

1. HARDWARE SHOWN IS GENERAL AND FOR REFERENCE. ANCHOR CURB TO ROOF STRUCTURE VIA MANUFACTURER'S DETAILS.
3. COORDINATE CURB HEIGHT WITH ROOF INSULATION. PROVIDE 12" MINIMUM HEIGHT ABOVE ROOF.
4. INSTALL AS PER ROOF MANUFACTURER'S RECOMMENDATIONS

ROOF FAN MOUNTING DETAIL — F

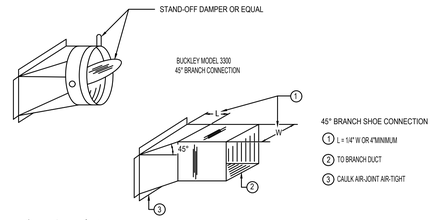

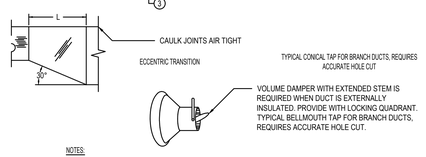

NOTES:

1. CROWN 3210-DS2 OR EQUIVALENT. (3300-DS2 FOR 45 DEG TAKE-OFF).
2. WINGNUT ON SHAFT IS UNACCEPTABLE. WINGNUT MUST RIDE ON LOCKING QUADRANT.
3. GASKET MATERIAL ON OUTBOARD FLANGE.
4. MUST MEET SMACNA GAUGE STANDARDS AND 2" W.G. PRESSURE.
5. CONTINUOUS WELD LONGITUDINAL SEAM FOR NO LEAKAGE AT 2" W.G. STATIC PRESSURE.

TAKEOFF FITTING DETAIL — C

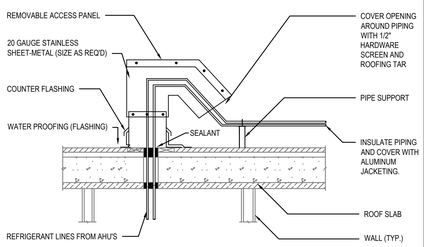

GENERAL NOTES

1. FLASHING AND COUNTER FLASHING SHALL BE PROVIDED PER ROOFING MANUFACTURER'S RECOMMENDATIONS OR BEST PRACTICE.

REFRIGERANT PIPING ROOF PENETRATION — J

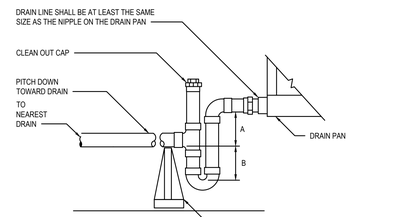

UNIT TYPE	A	B
DRAW THRU	2" (50 MM) PLUS X	X
BLOW THRU	1" (25 MM) MINIMUM	2X

WHERE X = STATIC PRESSURE IN PAN

PACKAGED RTU DRAIN TRAP DETAIL — G

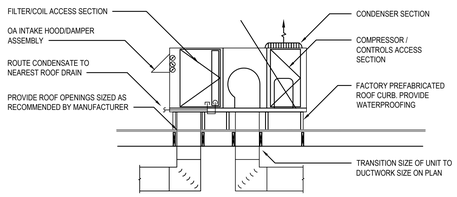

NOTES

1. ANCHOR OR SECURE RTU CURB TO ROOF STRUCTURE AS INDICATED VIA THE MANUFACTURER'S MOUNTING DETAIL FOR MAX. WIND AND SEISMIC RATING.
2. COORDINATE CURB HEIGHT WITH THERMAL INSULATION AND ROOFING MATERIAL THICKNESS. CURB MIN. IS 14" ABOVE ROOF SURFACE.
3. COORDINATE PROPER WATERPROOFING OF CURB INTERFACE WITH ROOFING MATERIALS.
4. PROVIDE NEOPRENE PAD BETWEEN UNIT AND CURB.

ROOFTOP UNIT MOUTING DETAIL — D

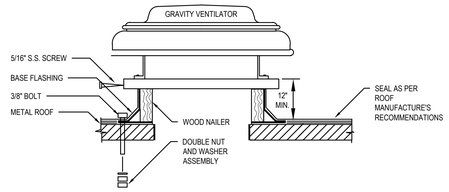

GENERAL NOTES

1. HARDWARE IS GENERAL AND FOR REFERENCE. ANCHOR CURB TO ROOF STRUCTURE VIA MANUFACTURER'S DETAILS.
2. COORDINATE CURB HEIGHT WITH ROOF INSULATION. PROVIDE 12" MINIMUM HEIGHT ABOVE ROOF.
3. INSTALL AS PER ROOF MANUFACTURER'S RECOMMENDATIONS AND FBC - MIAMI DADE NOA NUMBER RATING
4. PROVIDE ROOF CURBS CONFORMING TO PITCHED ROOF AS NECESSARY.

GRAVITY VENTILATOR DETAIL — I

INTERPLAN LLC
ARCHITECTURE
ENGINEERING
INTERIOR DESIGN
PROJECT MANAGEMENT

F-3219

6815 MANHATTAN BOULEVARD
SUITE 115
FORT WORTH, TEXAS 76120
PH 682.747.5054

SEAL: NOT FOR REGULATORY APPROVAL, PERMITTING OR CONSTRUCTION UNLESS THE ARCHITECTS OR ENGINEERS SIGNATURE AND SEAL APPEAR BELOW

ADAM J. BARNEY
P.E. #114839

Joseph, Lawrence & Co
Space Coast
Consulting Engineers
317 RIVERSEDGE BLVD. SUITE 110
COCOA, FLORIDA 32922
TEL: 321.972.4466
WWW.JLCENG.COM
CA NO. 32770
JLSCI9.015.00

NO DATE REMARKS
REVISIONS

WOODHOUSE DAY SPA RENOVATION

MARKET STREET
9595 SIX PINES DRIVE
THE WOODLANDS, TEXAS 77680

PROJECT NO: 2019.0172
DATE: APRIL 08, 2019

M3.0

CHECKED: LMS DRAWN: AJB

COPYRIGHT © 2017 INTERPLAN LLC, RESERVED COPYRIGHT & OTHER RIGHTS REGARDING THESE DOCUMENTS AND THE DESIGNS CONTAINED THEREIN. THESE DOCUMENTS AND DESIGNS CONTAINED THEREIN MAY NOT BE REPRODUCED, CHANGED OR ASSIGNED TO ANY THIRD PARTY WITHOUT PRIOR WRITTEN CONSENT OF INTERPLAN LLC, EXCEPT FOR THE PURPOSE FOR WHICH THEY WERE PREPARED.